

New vi30+ CO₂ Laser

Industry leading laser with more than 30 Watts of average power for marking, engraving, and ablating applications



Next gen high performance CO₂ laser engineered for seamless integration into high-speed industrial equipment

- Gen2 design provides excellent thermal management to deliver stable, high power output and crisp beam quality for precise processing
- Fast rise/fall times enable high speed engraving, marking, and coding applications for high-volume manufacturers and processors
- Multiple cooling options for greater integration flexibility while maintaining optimal performance
- Uniform results from machine start through laser warm-up with excellent power stability
- Large dynamic range for marking and coding a wide variety of materials with stable power output, even at low duty cycles
- Compact, lightest 30W CO₂ laser available, easily fits into tight spaces and onto weight sensitive systems



New 2 Year Warranty

Synrad provides 2-year standard warranty service for the vi30+ through a network of Synrad Service Centers (SSC) and Synrad Authorized Service Centers (SAC). Standard warranty service is performed by Laser Service Specialists using Synrad approved parts.

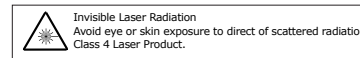
Specifications

Output Specifications			
Wavelength	9.3 μm	10.2 μm	10.6 μm
Output Power ¹	>20 W	>25 W	>30 W
Power Stability ² (typical, after 3 min.)	±5%	±3%	
Beam Quality (M ²)	≤1.2		
Beam Diameter ³	2.5 mm ± 0.5 mm		
Divergence (full angle)	<7.0 mrad		
Ellipticity	<1.2		
Polarization	Linear (Horizontal)		
Rise Time	<100 μs		
Operating Frequency	0 - 100 kHz		
Power Supply			
DC Input Voltage	48 VDC		
Maximum Current	10 A		
Cooling			
Maximum Heat Load	480 W		
Maximum Chassis Temperature	60° C		
Minimum Flow Rate	140 CFM, 2 required (air)		
Environmental			
Operating Ambient Temperature	15 - 40° C		
Maximum Humidity	95%, non-condensing		
Physical			
OEM Air Cooled Dimensions (LxWxH) mm (inches)	427 x 89 x 139 (16.8 x 3.5 x 5.5)		
Weight kg (lbs)	6.5 (14.3)		

1 - Power level guaranteed for 2 year from date of shipment, regardless of operation hours, within recommended coolant flow rate and temperature range.

2 - Measured as $\pm(P_{max} - P_{min}) / (P_{max} + P_{min})$

3 - Measured 1/e² diameter at laser output.

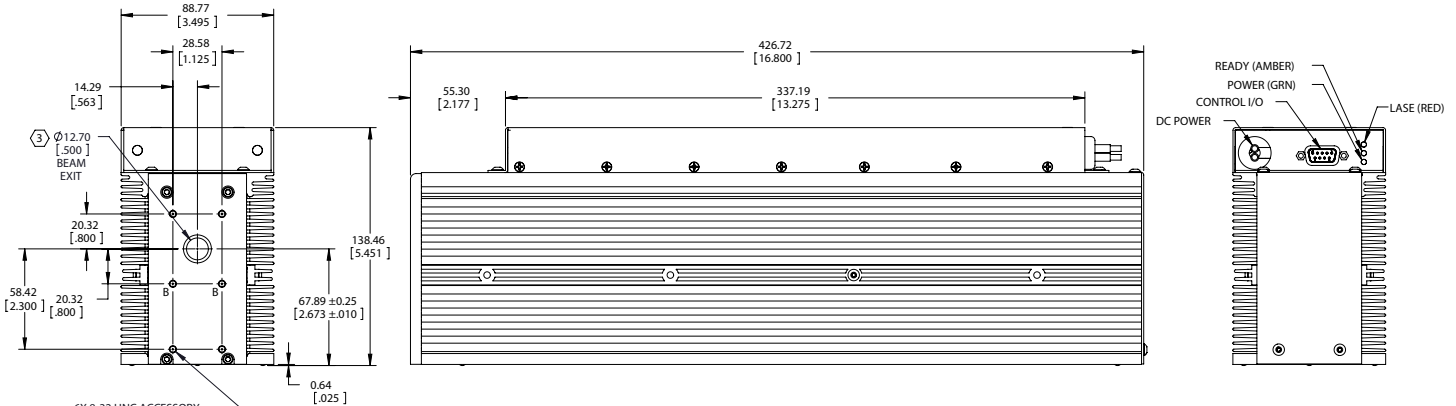


SYNRAD
A Novanta Company

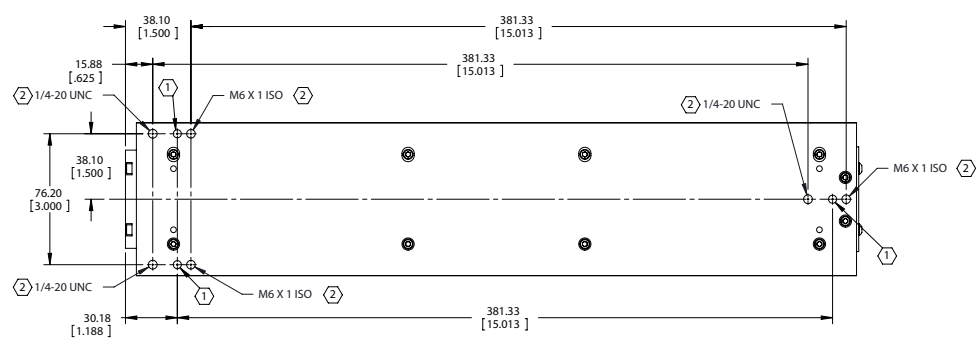
vi30+ CO₂ Laser

Technical Illustrations dimensions are in mm (inches)

Outline and mounting drawings for tall, wide, and water-cooled models are available on the Synrad website at: <https://www.synrad.com/products/lasers/vi-series>.




6X 8-32 UNC ACCESSORY MOUNTING HOLES. 4X SCREWS SHOULD NOT EXTEND MORE THAN 4.83(1.9) INTO FACE PLATE, 2X 2.54(1.0) FOR HOLES MARKED 'B'



- NOTES:
- ① HARDENED BALL MOUNTING POINT, 3X (Ø.1875) BALL BEARING.
 - ② THIS MOUNTING HOLE PATTERN USED FOR BOTTOM ACCESS FASTENING.
 - ③ BEAM PATH MAY NOT BE CENTERED OR PERPENDICULAR TO FACE PLATE APERTURE.

Recommended Applications



100 kHz pulse frequency for accurate raster image scanning at high speeds.



Powerful, accurate laser output that can be used on a wide variety of materials.



Small footprint, light weight, and high resolution imagery engineered to fit a wide variety of automated manufacturing systems.

Contact Us

synrad.com

Americas & Asia Pacific

Synrad
4600 Campus Place
Mukilteo, WA 98275
P (425) 349.3500
F (425) 349.3667
synrad@synrad.com

Europe, Middle East, Africa

Novanta Europe GmbH
Division Synrad Europe
Parkring 57-59
D-85748, Garching, Germany
P +49 (0)89 31707 0
F +49 (0)89 31707 222
sales-europe@synrad.com

China

Synrad China Sales and Service Center
Unit C, 5/F, Ting Wei Industrial Park
Liufang Road, Baoan District, Shenzhen
Guangdong, PRC 518133
P +86 (755) 8280 5395
sales-china@synrad.com

Japan

Novanta Japan Co., Ltd.
4666 Ikebe-cho Tsuzuki-ku
Yokohama Kanagawa 224-0053 Japan
P +81 3 5753 2462
F +81 3 5753 2467
sales-japan@synrad.com